

Lesson **A** *Listening*

Find the differences

Student A

A Work with Student B. Look at the pictures. Circle the differences.



B Work with Student B. Talk about the differences.

Lesson **A** *Listening*

Find the differences

Student B

A Work with Student A. Look at the pictures. Circle the differences.



B Work with Student A. Talk about the differences.

- 1. Where's the bank?**
- 2. Where's the park?**
- 3. Where's the post office?**
- 4. Where's the hospital?**
- 5. Where's the drug store?**
- 6. Where's the school?**
- 7. Where's the travel agency?**
- 8. Where's the library?**
- 9. Where's the hardware store?**

1. Where's the bank?

2. Where's the park?

3. Where's the post office?

4. Where's the hospital?

Lesson **F** *Another view*

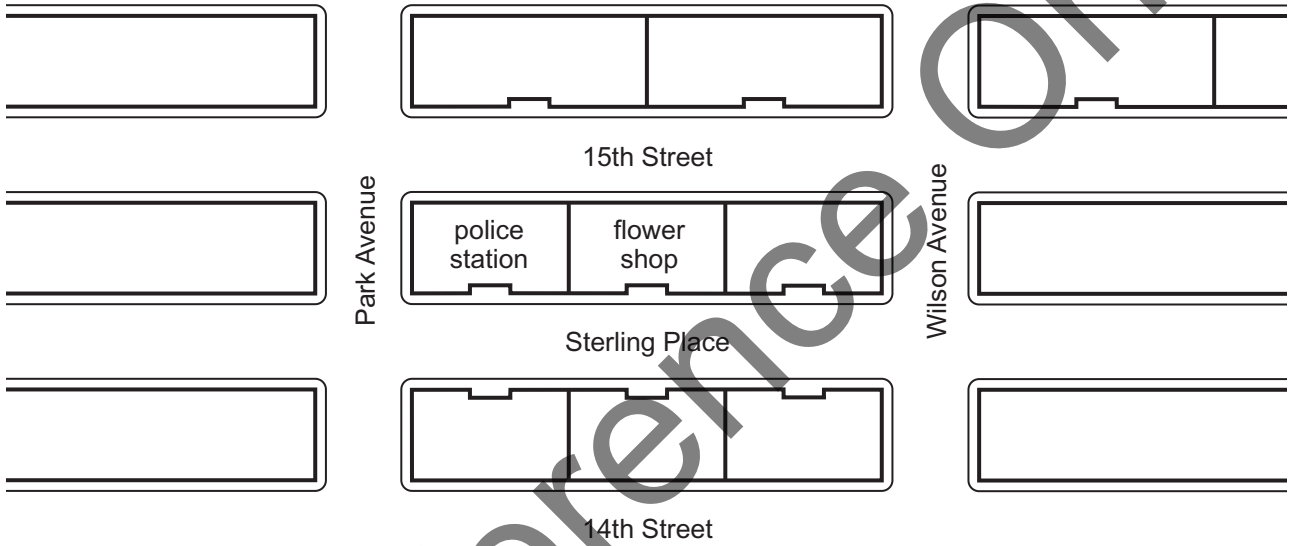
Share information

Student A

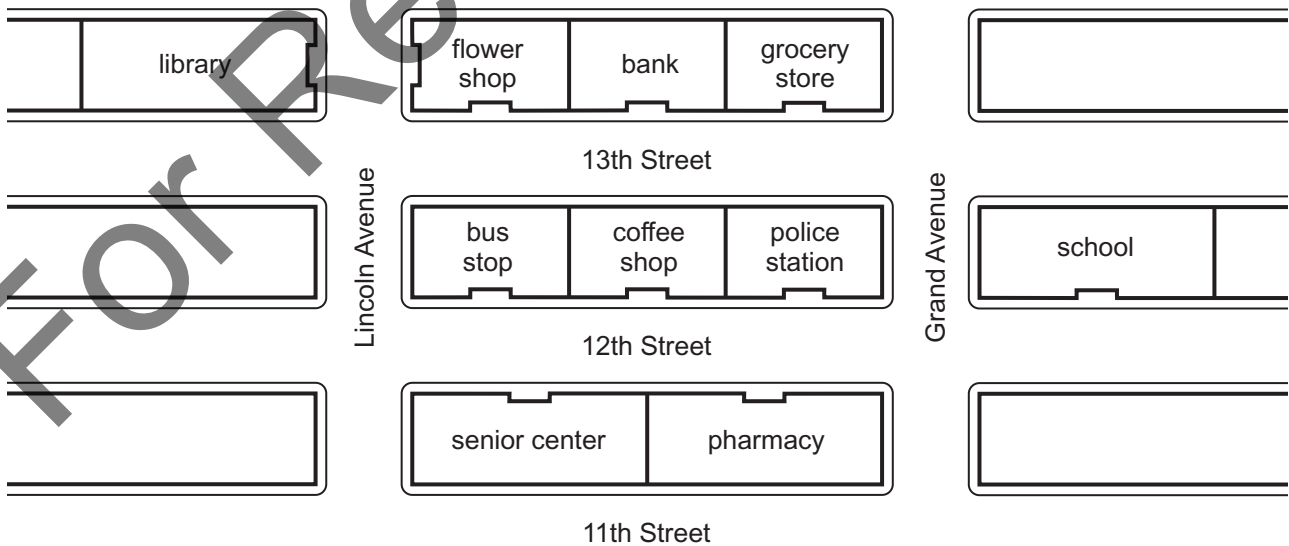
A Ask Student B questions. Write the answers on the map.

- B** Where's the police station?
A It's next to the flower shop.

- | | | | |
|-------------------|-------------|------------------|-------------|
| 1. police station | 3. bus stop | 5. coffee shop | 7. pharmacy |
| 2. grocery store | 4. bank | 6. senior center | 8. school |



B Look at the map. Answer Student B's questions.



C Check Student B's map.

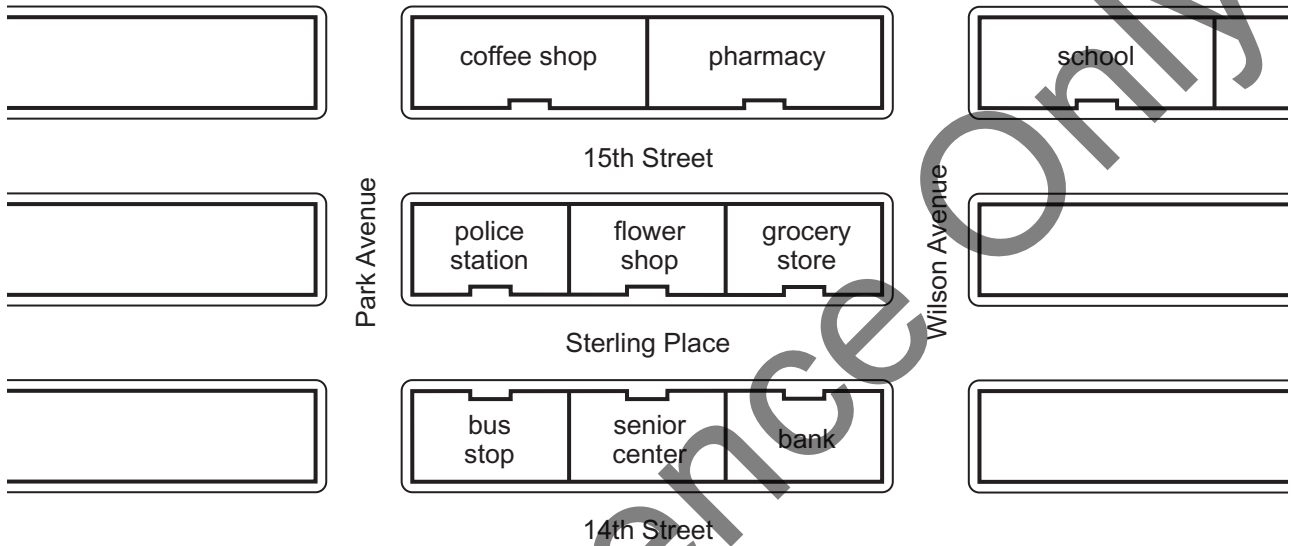
Lesson **F** *Another view*

Share information

Student B

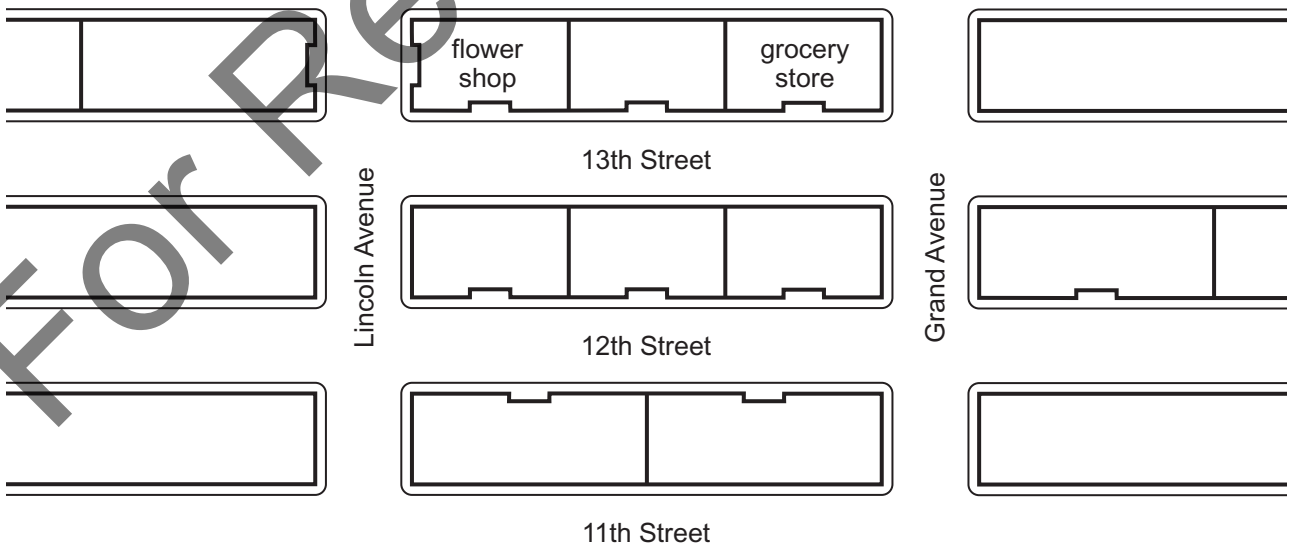
A Look at the map. Answer Student A's questions.

- B** Where's the police station?
A It's next to the flower shop.



B Ask Student A questions. Write the answers on the map.

- | | | | |
|------------------|-------------------|-------------|------------|
| 1. bus stop | 3. police station | 5. pharmacy | 7. school |
| 2. senior center | 4. coffee shop | 6. bank | 8. library |



C Check Student A's map.